



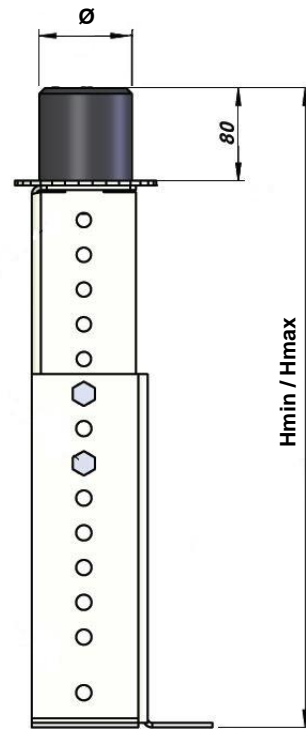
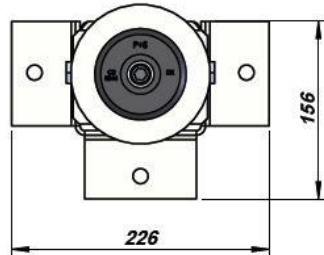
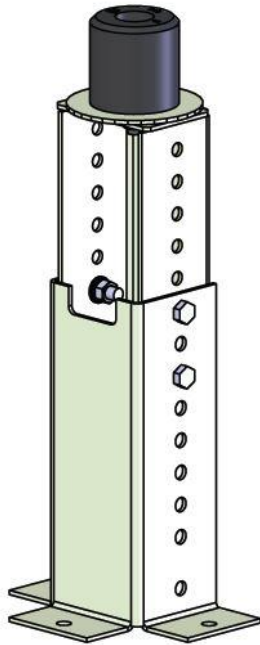
**PUFFER CABINA ø100x80 D2 P+S L=800**

**CAR PUFFER ø100x80 D2 P+S L=800**

**CABINE PUFFER ø100x80 D2 P+S L=800**

**CODIGO**

**416872**



**DATOS TECNICOS**

**TECHNICAL DATA**

**DONNÉES TECHNIQUES**

- **NORMATIVAS/STANDARD/NORMATIVE: EN81-20**

| CODE   | TYPE  | Hmin / Hmax (mm) | Ø (mm) | Puffer | Qmin / Qmax (Kg) (V=1m/s) | Qmin / Qmax (Kg) (V=0,63m/s) |
|--------|-------|------------------|--------|--------|---------------------------|------------------------------|
| 416886 | L600  | 312 / 402        | 80     | D0     | 180 / 600                 | 150 / 1200                   |
| 416887 |       |                  | 100    | D1     | 220 / 700                 | 200 / 1500                   |
| 416888 |       |                  | 100    | D2     | 330 / 1250                | 250 / 3200                   |
| 416889 |       |                  | 125    | D3     | 600 / 1850                | 500 / 5200                   |
| 416870 | L800  | 402 / 552        | 80     | D0     | 180 / 600                 | 150 / 1200                   |
| 416871 |       |                  | 100    | D1     | 220 / 700                 | 200 / 1500                   |
| 416872 |       |                  | 100    | D2     | 330 / 1250                | 250 / 3200                   |
| 416873 |       |                  | 125    | D3     | 600 / 1850                | 500 / 5200                   |
| 416874 | L1000 | 572 / 872        | 80     | D0     | 180 / 600                 | 150 / 1200                   |
| 416875 |       |                  | 100    | D1     | 220 / 700                 | 200 / 1500                   |
| 416876 |       |                  | 100    | D2     | 330 / 1250                | 250 / 3200                   |
| 416877 |       |                  | 125    | D3     | 600 / 1850                | 500 / 5200                   |
| 416878 | L1400 | 732 / 1122       | 80     | D0     | 180 / 600                 | 150 / 1200                   |
| 416879 |       |                  | 100    | D1     | 220 / 700                 | 200 / 1500                   |
| 416880 |       |                  | 100    | D2     | 330 / 1250                | 250 / 3200                   |
| 416881 |       |                  | 125    | D3     | 600 / 1850                | 500 / 5200                   |
| 416882 | L1600 | 876 / 1296       | 80     | D0     | 180 / 600                 | 150 / 1200                   |
| 416883 |       |                  | 100    | D1     | 220 / 700                 | 200 / 1500                   |
| 416884 |       |                  | 100    | D2     | 330 / 1250                | 250 / 3200                   |
| 416885 |       |                  | 125    | D3     | 600 / 1850                | 500 / 5200                   |