



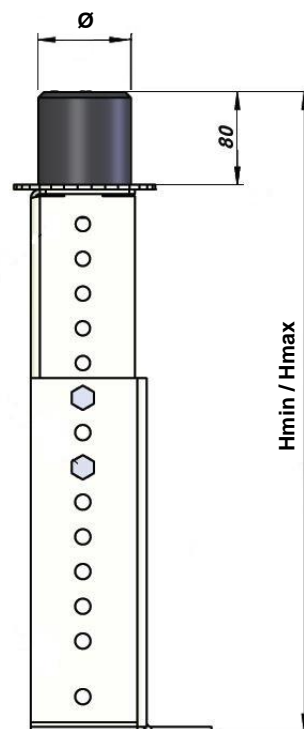
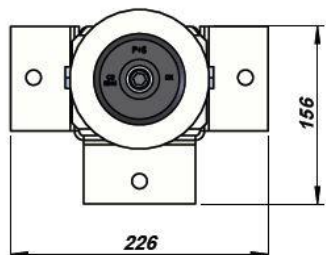
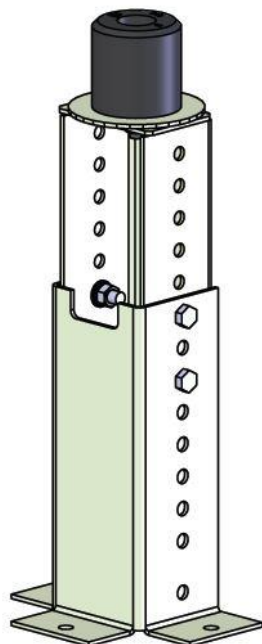
PUFFER CABINA ø100x80 D1 P+S L=1600

CAR PUFFER ø100x80 D1 P+S L=1600

CABINE PUFFER ø100x80 D1 P+S L=1600

CODIGO

416883



DATOS TECNICOS

TECHNICAL DATA

DONNÉES TECHNIQUES

- **NORMATIVAS/STANDARD/NORMATIVE: EN81-20**

CODE	TYPE	Hmin / Hmax (mm)	Ø (mm)	Puffer	Qmin / Qmax (Kg) (V=1m/s)	Qmin / Qmax (Kg) (V=0,63m/s)
416886	L600	312 / 402	80	D0	180 / 600	150 / 1200
416887			100	D1	220 / 700	200 / 1500
416888			100	D2	330 / 1250	250 / 3200
416889			125	D3	600 / 1850	500 / 5200
416870	L800	402 / 552	80	D0	180 / 600	150 / 1200
416871			100	D1	220 / 700	200 / 1500
416872			100	D2	330 / 1250	250 / 3200
416873			125	D3	600 / 1850	500 / 5200
416874	L1000	572 / 872	80	D0	180 / 600	150 / 1200
416875			100	D1	220 / 700	200 / 1500
416876			100	D2	330 / 1250	250 / 3200
416877			125	D3	600 / 1850	500 / 5200
416878	L1400	732 / 1122	80	D0	180 / 600	150 / 1200
416879			100	D1	220 / 700	200 / 1500
416880			100	D2	330 / 1250	250 / 3200
416881			125	D3	600 / 1850	500 / 5200
416882	L1600	876 / 1296	80	D0	180 / 600	150 / 1200
416883			100	D1	220 / 700	200 / 1500
416884			100	D2	330 / 1250	250 / 3200
416885			125	D3	600 / 1850	500 / 5200