




**CABLE DE SINCRONIZACION C2 900 40/10 PM**

**SYNCHRONIZATION WIRE C2 900 40/10 PM**

**CÂBLE DE SYNCHRONISATION C2 900 40/10 PM**

**CODIGO**

**527968**









**DATOS TECNICOS**

**TECHNICAL DATA**

**DONNÉES TECHNIQUES**

- **FABRICANTE/MANUFACTURER/FABRICANT:** Fermator
- **TIPO PUERTA/DOOR TYPE/PORTE TYPE:** 40/10 PM
- **FAMILIA PRODUCTO/FAMILY PRODUCT/FAMILLE PRODUIT:** PCA

CODE	DOOR TYPE		L (mm)	DOOR OPENING	FERMATOR CODE
527964	40/10 PM	700	2880	C2 	PCA-0000.0.02880
527966		800	2580		PCA-0000.0.02580
<b>527968</b>		<b>900</b>	<b>2880</b>		<b>PCA-0000.0.02880</b>
527970	40/10 PM, 40/10 50/11 PM, 50/11	700	1180	T2 	PCA-0000.0.01180
527971		800	1280		PCA-0000.0.01280
527887		900	1380		PCA-0000.0.01380
527965	40/10	700	2780	C2 	PCA-0000.0.02780
527967		800	3180		PCA-0000.0.03180
527969		900	3580		PCA-0000.0.03580
528018	50/11 PM	700	2580	C2 	PCA-0000.0.02580
528019		800	2780		PCA-0000.0.02780
528020		900	2980		PCA-0000.0.02980
528021	50/11	700	2880	C2 	PCA-0000.0.02880
528022		800	3180		PCA-0000.0.03180
528023		900	3580		PCA-0000.0.03580